

# YOUR AIRPLANE JOURNEY FROM «BORYSPIL» AIRPORT



**BORYSPIL**  
INTERNATIONAL AIRPORT



You are going to make your airplane journey from «BORYSPIL» airport today!

Me and my friends Baggies will help you to be prepared for your trip on the airplane and we will come through our airport with you.

Expand this guidebook and take your time to look at the pictures. They will tell that an exciting and interesting journey awaits you at our airport.

A short description that what will happen is under each picture. Read it closely.

If something is not clear for you, please not to be ashamed to ask adults for help you.

Hold on this guidebook at yourself under travel time. Baggies will tell you what to do.

Tick the actions that you have already performed, like this:



Do not worry! Traveling by airplane is an exciting adventure. The guidebook will help you feel confident.

**Go ahead! Let's start the journey!**



Tell us about yourself:

My name \_\_\_\_\_

I am traveling with \_\_\_\_\_

I am traveling to \_\_\_\_\_

Write down the things you need to take on the trip:

<input type="checkbox"/>	_____
<input type="checkbox"/>	_____
<input type="checkbox"/>	_____
<input type="checkbox"/>	_____
<input type="checkbox"/>	_____
<input type="checkbox"/>	_____
<input type="checkbox"/>	_____
<input type="checkbox"/>	_____

There are various ways to get to the airport.  
How did you get to?

---

**By car**



You can leave the car  
in the airport parking lot.



---

**By taxi**



Music can be played in the taxi.



---

**By train**



It can be many people in the train,  
echoing the announcer's voice  
and also play music.



---

**By bus**



It can be many people in the bus  
and music can play.



The first task awaits you in the terminal - you need to be checked-in for your flight.



To do this, first find a large board with all flights. It looks like this:

DEPARTURES			
SFWE	NEW YORK	23:15	A
DFGS	PARIS	15:30	B
DGWG	SEOUL	14:20	C
GEGE	AMSTERDAM	13:45	D
EGER	LONDON	12:40	E
EHRE	TOKYO	10:35	F
GHRE	LOS ANGELES	09:55	G

Then find your flight number on the board. Check-in desk number, where you need to get to, is next to the flight.

If you can't find something on the board, don't worry – you will be fine! Only a little help from adults is needed.

At which desk is check-in for your flight?  
Write down the flight number and check-in desk number:

FLIGHT NUMBER	DESK NUMBER



Well done!

Let's go to the check-in desk of your flight.

There may be a queue here, you need to wait.



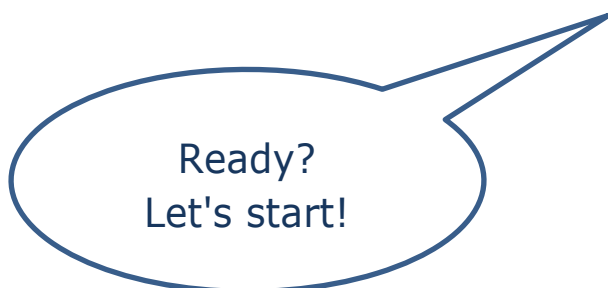
Did you have to wait at the check-in desk? Tick if yes



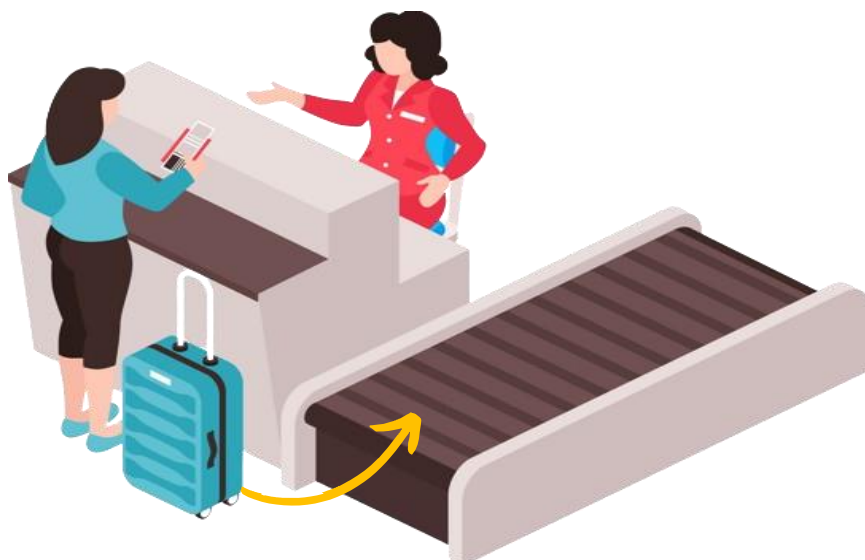
When it's your turn, go to the check-in desk with the adults.

A few new interesting tasks will be here.

If you are not sure that you can handle it, please not to be ashamed to ask adults for help you.



Submit your documents for verification.



If you have baggage, put it on the belt.



The baggage will be weighed and a special sticker will be attached on it.



Your baggage will travel on your airplane, but separately from you in a special compartment. You will receive it when you arrive at your destination.

How many of your baggage items were attached with a special sticker?

Circle the number:

1 2 3

After the check-in is finished you have a special document. This is a boarding pass.



The boarding pass is very important. So important that you have to keep it until the very end of your trip!

Look carefully at your boarding pass - you will need to find important information in it.

If you can't find something in your boarding pass, don't worry – you will be fine! Only a little help from adults is needed.

Find and write down your boarding gate number:

GATE NUMBER
D ...

Find your seat number on the airplane.  
It consists of a number and a letter:

NUMBER	LETTER

Well done!  
The "check-in for a flight" task  
has been completed!



Now you know how to be checked-in for a flight, as all passengers do before every flight.





Are you OK?  
Let's move on  
to a new task?


The next task is to pass the aviation security control.  
There may be a queue here too, but you already know that you just need to wait a while.

Do you see how many different interesting equipment there are?



But don't worry! You can handle everything! If you are nervous, ask adults for help.


Put your clothes, toys and other things you have in a special container.  
Your things will be returned to you after control, don't worry about it.



Then go through the frame.  
You must pass it  
by yourself without adults.  
Don't worry - it's safe  
and all passengers do it.



If the frame is ringing, you have an additional task – undergo manual check. The employee must check have you laid out all the things.



Did you have to undergo manual check?

YES, THE FRAME WAS RINGING	NO, THE FRAME WAS NOT RINGING

Well done!  
The " aviation security  
control " task  
has been completed!



Now you can pick up your things and let's move on!



Are you ready for the next task?  
A little more and you're on the

Next, you need to pass the passport control.

And there may be a queue, so don't worry, your turn will come soon.

Come to the officer and submit your documents for verification.



Well done!

Now you have time to have some fun.

You can see a lot of interesting things from the terminal window while you wait for your flight.

There are many equipment near the airplane:



This is how we meet airplanes that just arrived at the airport:



And you can see how the baggage goes to the airplane. There somewhere is yours!



Next is your last task for today!



Do you remember your boarding gate number.  
Wright down it:



Now proceed to your boarding gate, submit your documents and boarding pass for verification.

Well done! You're going to your airplane!


Not to get bored during your flight, we have prepared a few funs for you!



Get the carrots by painting circles only:





Move the objects from the left column to the right column, going with the lines:





Help the bunny find the carrot.

Draw the squares in order from 1 to 10:

		3	4	2	8
		2	3	7	9
2	1	9	7	8	3
6	2	3	6	9	10
5	5	4	5		
10	10	8	3		

Find the words:

AIRPLANE	TRIP	JOURNEY
AIRPORT	TICKET	FLIGHT
CREW	PILOT	AIRLINE
BAG	PASSENGER	BACKPACK
PASSPORT		

G	G	R	Q	V	X	A	I	R	L	I	N	E	R
P	T	P	A	S	S	P	O	R	T	O	T	B	I
J	L	A	J	T	B	K	K	F	Y	I	U	F	B
P	E	I	O	R	J	C	Y	E	C	B	B	I	F
I	L	R	U	O	O	A	O	V	D	P	T	C	L
L	V	P	R	P	E	P	K	K	G	A	R	W	I
O	T	L	N	R	Z	K	T	X	H	S	I	E	G
T	E	A	E	I	K	C	S	A	L	S	P	R	H
Z	K	N	Y	A	X	A	M	N	Z	E	Z	C	T
R	C	E	N	F	Q	B	C	X	O	N	H	L	Y
P	I	Z	M	S	K	T	S	O	D	G	L	H	W
I	T	B	J	B	P	P	I	V	E	E	G	L	B
S	S	T	S	Z	S	O	S	T	B	R	A	G	C
V	Z	E	U	R	E	R	Q	S	E	P	B	B	Y

Connect words and pictures:

REBZA



ATOOU



CICLYBE



APPLENEPI



NGUINPE



KOBO



LUMREBAL



PLANERAI



Do you know that in aviation there is a secret alphabet of the English language?

It is used by employees to communicate with each other:




A	Alpha	N	November
B	Bravo	O	Oscar
C	Charlie	P	Papa
D	Delta	Q	Quebec
E	Echo	R	Romeo
F	Foxtrot	S	Sierra
G	Golf	T	Tango
H	Hotel	U	Uniform
I	India	V	Victor
J	Juliet	W	Whiskey
K	Kilo	X	X-Ray
L	Lima	Y	Yankee
M	Mike	Z	Zulu

Let's try to write something with a secret alphabet?

For example, the «BORYSPIL» airport code, which consists of three English letters - KBP:

<b>K</b>	<b>B</b>	<b>P</b>
<input type="text"/>	<input type="text"/>	<input type="text"/>

Paint us, please:



SEE YOU NEXT TIME  
AT «BORYSPIL» AIRPORT!

